
Table of Contents

Brazil shipments	5
1. Campinas	5
2. Resende	5
3. Rio de Janeiro	5
4. Sao Paulo	6
Canada shipments	8
1. Montréal	8
2. Tsawassen	8
3. Vancouver	9
France shipments	10
1. Lille	10
2. Lyon	10
3. Marseille	10
4. Nantes	11
5. Paris	11
6. Reims	11
7. Strasbourg	11
8. Toulouse	11
9. Versailles	12
Germany shipments	13
1. Aachen	13
2. Berlin	13
3. Brandenburg	13
4. Cunevalde	14
5. Frankfurt a.M.	14
6. Köln	14
7. Leipzig	15
8. Mannheim	15

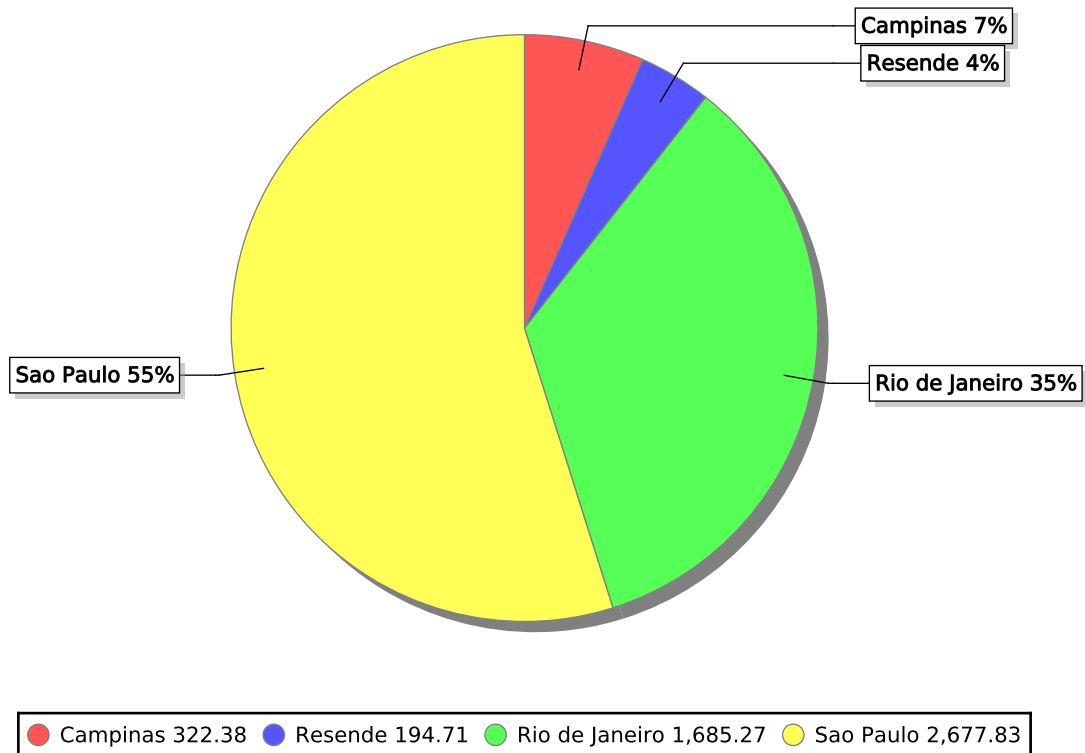
9.	München	15
10.	Münster	15
11.	Stuttgart	15
Italy shipments		17
1.	Bergamo	17
2.	Reggio Emilia	17
3.	Torino	18
Spain shipments		19
1.	Barcelona	19
2.	Madrid	19
3.	Sevilla	19
UK shipments		21
1.	Colchester	21
2.	Cowes	21
3.	London	22
USA shipments		23
1.	Albuquerque	23
2.	Anchorage	23
3.	Boise	24
4.	Butte	24
5.	Elgin	24
6.	Eugene	24
7.	Kirkland	25
8.	Lander	25
9.	Portland	25
10.	San Francisco	25
11.	Seattle	25
12.	Walla Walla	26
Venezuela shipments		27
1.	Barquisimeto	27

2.	Caracas	27
3.	I. de Margarita	27
4.	San Cristóbal	28

Number of orders and latest order date by country and freight range.
Data columns can be ordered by number of orders.

Countr ▲	0-100	100-200	200-300	300-400	400-500	500-600	600-700	700-800	800-900	1000-1100	Total
Argentina	15 04/28/2018	0	1 03/30/2018	0	0	0	0	0	0	0	16 04/28/2018
Austria	17 04/27/2018	12 04/01/2018	2 05/05/2018	4 03/26/2018	3 01/16/2018	0	0	2 04/13/2018	0	0	40 05/05/2018
Belgium	15 04/21/2018	3 02/17/2018	0	0	1 01/20/2018	0	0	0	0	0	19 04/21/2018
Brazil	71 05/04/2018	9 03/27/2018	2 10/17/2017	0	0	0	0	0	1 12/04/2016	0	83 05/04/2018
Canada	25 04/24/2018	2 08/01/2017	1 11/14/2017	2 07/21/2017	0	0	0	0	0	0	30 04/24/2018
Denmark	14 05/06/2018	2 03/03/2018	2 12/29/2017	0	0	0	0	0	0	0	18 05/06/2018
Finland	19 04/15/2018	3 05/30/2017	0	0	0	0	0	0	0	0	22 04/15/2018
France	64 05/06/2018	10 03/24/2018	1 12/19/2017	1 04/18/2017	1 08/15/2017	0	0	0	0	0	77 05/06/2018
Germany	90 05/04/2018	17 05/05/2018	9 04/14/2018	4 02/02/2018	0	0	0	0	1 10/03/2017	1 05/19/2017	122 05/05/2018
Ireland	12 04/30/2018	3 08/27/2017	2 10/13/2017	0	0	1 02/26/2018	1 02/19/2018	0	0	0	19 04/30/2018
Italy	27 04/30/2018	1 01/03/2017	0	0	0	0	0	0	0	0	28 04/30/2018
Mexico	27 05/05/2018	0	1 04/25/2017	0	0	0	0	0	0	0	28 05/05/2018
Norway	6 04/10/2018	0	0	0	0	0	0	0	0	0	6 04/10/2018
Poland	7 04/23/2018	0	0	0	0	0	0	0	0	0	7 04/23/2018
Portugal	12 03/19/2018	0	1 04/08/2018	0	0	0	0	0	0	0	13 04/08/2018
Spain	21 04/21/2018	2 02/05/2018	0	0	0	0	0	0	0	0	23 04/21/2018
Sweden	23 04/27/2018	10 04/06/2018	3 03/26/2018	1 12/02/2017	0	0	0	0	0	0	37 04/27/2018
Switzerland	13 05/06/2018	4 11/28/2017	1 09/12/2017	0	0	0	0	0	0	0	18 05/06/2018
UK	47 04/29/2018	7 04/14/2018	2 04/28/2018	0	0	0	0	0	0	0	56 04/29/2018
USA	82 05/06/2018	20 04/06/2018	9 04/17/2018	3 09/23/2017	2 03/11/2018	1 07/28/2017	2 04/17/2018	2 01/06/2018	1 04/17/2018	0	122 05/06/2018
Venezuela	36 05/05/2018	9 04/28/2018	1 03/31/2017	0	0	0	0	0	0	0	46 05/05/2018
Total	643 05/06/2018	114 05/05/2018	38 05/05/2018	15 03/26/2018	7 03/11/2018	2 02/26/2018	3 04/17/2018	4 04/13/2018	3 04/17/2018	1 05/19/2017	830 05/06/2018

Shipments to Brazil



Order	Name, City	Date	Freight
Campinas			Tue, Apr 24, 2018
10423	Gourmet Lanchonetes, Campinas	SP 23/01/2017	24.50
10790	Gourmet Lanchonetes, Campinas	SP 22/12/2017	28.23
10652	Gourmet Lanchonetes, Campinas	SP 01/09/2017	7.14
11049	Gourmet Lanchonetes, Campinas	SP 24/04/2018	8.34
10685	Gourmet Lanchonetes, Campinas	SP 29/09/2017	33.75
10777	Gourmet Lanchonetes, Campinas	SP 15/12/2017	3.01
10709	Gourmet Lanchonetes, Campinas	SP 17/10/2017	210.80
10959	Gourmet Lanchonetes, Campinas	SP 18/03/2018	4.98
10734	Gourmet Lanchonetes, Campinas	SP 07/11/2017	1.63
Count :	9	Total :	322.38
Resende			Fri, Mar 9, 2018
10420	Wellington Importadora, Resende	SP 21/01/2017	44.12
10900	Wellington Importadora, Resende	SP 20/02/2018	1.66
10905	Wellington Importadora, Resende	SP 24/02/2018	13.72
10585	Wellington Importadora, Resende	SP 01/07/2017	13.41
10935	Wellington Importadora, Resende	SP 09/03/2018	47.59
10256	Wellington Importadora, Resende	SP 15/07/2016	13.97
10644	Wellington Importadora, Resende	SP 25/08/2017	0.14
10809	Wellington Importadora, Resende	SP 01/01/2018	4.87
10803	Wellington Importadora, Resende	SP 30/12/2017	55.23
Count :	9	Total :	194.71
Rio de Janeiro			Sun, Apr 29, 2018
10720	Que Delícia, Rio de Janeiro	RJ 28/10/2017	9.53
10770	Hanari Carnes, Rio de Janeiro	RJ 09/12/2017	5.32
11059	Ricardo Adocicados, Rio de Janeiro	RJ 29/04/2018	85.80
Count :	21	Total :	617.74

Count 21

5/28

Total : 617.74

Order	Name, City		Date	Freight
10783	Hanari Carnes, Rio de Janeiro	RJ	18/12/2017	124.98
10794	Que Delícia, Rio de Janeiro	RJ	24/12/2017	21.49
10250	Hanari Carnes, Rio de Janeiro	RJ	08/07/2016	65.83
10851	Ricardo Adocicados, Rio de Janeiro	RJ	26/01/2018	160.55
10877	Ricardo Adocicados, Rio de Janeiro	RJ	09/02/2018	38.06
10886	Hanari Carnes, Rio de Janeiro	RJ	13/02/2018	4.99
10903	Hanari Carnes, Rio de Janeiro	RJ	24/02/2018	36.71
10922	Hanari Carnes, Rio de Janeiro	RJ	03/03/2018	62.74
10925	Hanari Carnes, Rio de Janeiro	RJ	04/03/2018	2.27
10981	Hanari Carnes, Rio de Janeiro	RJ	27/03/2018	193.37
10989	Que Delícia, Rio de Janeiro	RJ	31/03/2018	34.76
11022	Hanari Carnes, Rio de Janeiro	RJ	14/04/2018	6.27
11052	Hanari Carnes, Rio de Janeiro	RJ	27/04/2018	67.26
10813	Ricardo Adocicados, Rio de Janeiro	RJ	05/01/2018	47.38
10648	Ricardo Adocicados, Rio de Janeiro	RJ	28/08/2017	14.25
10690	Hanari Carnes, Rio de Janeiro	RJ	02/10/2017	15.80
10291	Que Delícia, Rio de Janeiro	RJ	27/08/2016	6.40
10299	Ricardo Adocicados, Rio de Janeiro	RJ	06/09/2016	29.76
10379	Que Delícia, Rio de Janeiro	RJ	11/12/2016	45.03
10421	Que Delícia, Rio de Janeiro	RJ	21/01/2017	99.23
10541	Hanari Carnes, Rio de Janeiro	RJ	19/05/2017	68.65
10563	Ricardo Adocicados, Rio de Janeiro	RJ	10/06/2017	60.43
10647	Que Delícia, Rio de Janeiro	RJ	27/08/2017	45.54
10447	Ricardo Adocicados, Rio de Janeiro	RJ	14/02/2017	68.66
10481	Ricardo Adocicados, Rio de Janeiro	RJ	20/03/2017	64.33
10287	Ricardo Adocicados, Rio de Janeiro	RJ	22/08/2016	12.76
10622	Ricardo Adocicados, Rio de Janeiro	RJ	06/08/2017	50.97
10261	Que Delícia, Rio de Janeiro	RJ	19/07/2016	3.05
10253	Hanari Carnes, Rio de Janeiro	RJ	10/07/2016	58.17
10645	Hanari Carnes, Rio de Janeiro	RJ	26/08/2017	12.41
10587	Que Delícia, Rio de Janeiro	RJ	02/07/2017	62.52

Count : 34

Total : 1685.27

Sao Paulo

Fri, May 4, 2018

10914	Queen Cozinha, Sao Paulo	SP	27/02/2018	21.19
10386	Familia Arquibaldo, Sao Paulo	SP	18/12/2016	13.99
10913	Queen Cozinha, Sao Paulo	SP	26/02/2018	33.05
10650	Familia Arquibaldo, Sao Paulo	SP	29/08/2017	176.81
10961	Queen Cozinha, Sao Paulo	SP	19/03/2018	104.47
10347	Familia Arquibaldo, Sao Paulo	SP	06/11/2016	3.10
10292	Tradição Hipermercados, Sao Paulo	SP	28/08/2016	1.35
10969	Comércio Mineiro, Sao Paulo	SP	23/03/2018	0.21
10290	Comércio Mineiro, Sao Paulo	SP	27/08/2016	79.70
11042	Comércio Mineiro, Sao Paulo	SP	22/04/2018	29.99
10372	Queen Cozinha, Sao Paulo	SP	04/12/2016	890.78
10406	Queen Cozinha, Sao Paulo	SP	07/01/2017	108.04
10839	Tradição Hipermercados, Sao Paulo	SP	19/01/2018	35.43
10868	Queen Cozinha, Sao Paulo	SP	04/02/2018	191.27
10659	Queen Cozinha, Sao Paulo	SP	05/09/2017	105.81
10637	Queen Cozinha, Sao Paulo	SP	19/08/2017	201.29
10704	Queen Cozinha, Sao Paulo	SP	14/10/2017	4.78
10606	Tradição Hipermercados, Sao Paulo	SP	22/07/2017	79.40
10725	Familia Arquibaldo, Sao Paulo	SP	31/10/2017	10.83
10728	Queen Cozinha, Sao Paulo	SP	04/11/2017	58.33
10581	Familia Arquibaldo, Sao Paulo	SP	26/06/2017	3.01
10414	Familia Arquibaldo, Sao Paulo	SP	14/01/2017	21.48

Count : 53

Total : 3758.93

Count 53

6/28

Total : 3758.93

Order	Name, City		Date	Freight
10512	Familia Arquibaldo, Sao Paulo	SP	21/04/2017	3.53
10496	Tradição Hipermercados, Sao Paulo	SP	04/04/2017	46.77
10494	Comércio Mineiro, Sao Paulo	SP	02/04/2017	65.99
10487	Queen Cozinha, Sao Paulo	SP	26/03/2017	71.07
10466	Comércio Mineiro, Sao Paulo	SP	06/03/2017	11.93
10830	Tradição Hipermercados, Sao Paulo	SP	13/01/2018	81.83
10834	Tradição Hipermercados, Sao Paulo	SP	15/01/2018	29.78
10786	Queen Cozinha, Sao Paulo	SP	19/12/2017	110.87
11068	Queen Cozinha, Sao Paulo	SP	04/05/2018	81.75
Count :	31		Total :	2677.83

Count : 9

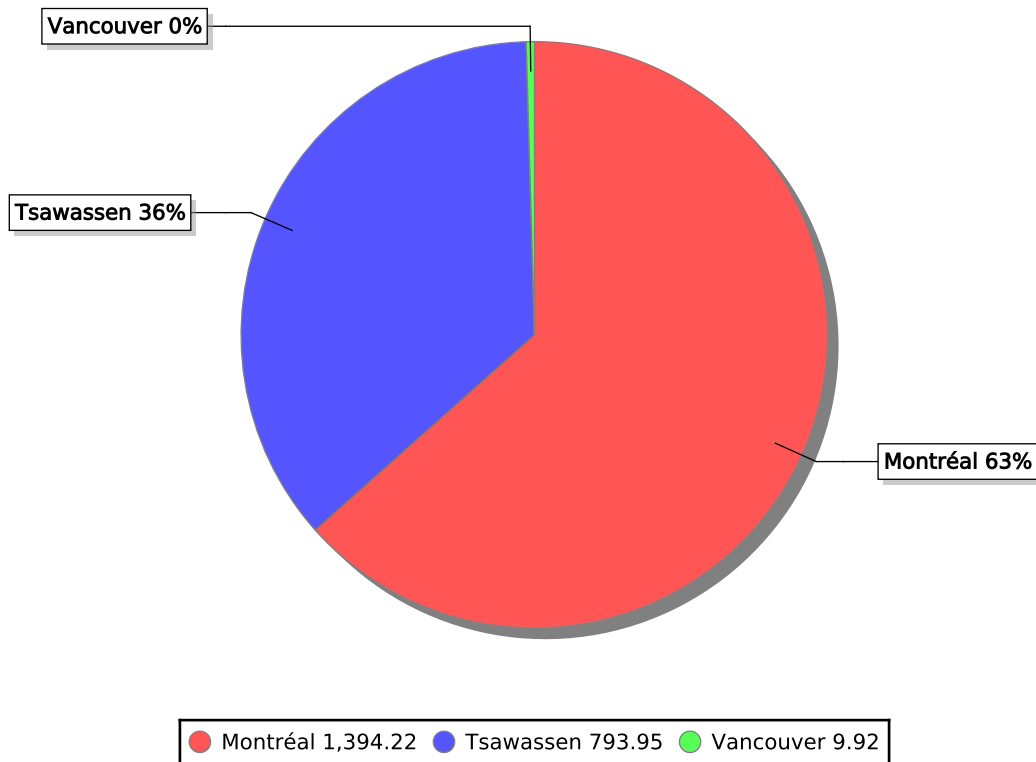
Total : 503.52

Count 9

7/28

Total : 503.52

Shipments to Canada



Order	Name, City	Date	Freight
Montréal			Mon, Oct 30, 2017
10332	Mère Paillarde, Montréal	Québec 17/10/2016	52.84
10724	Mère Paillarde, Montréal	Québec 30/10/2017	57.75
10619	Mère Paillarde, Montréal	Québec 04/08/2017	91.05
10618	Mère Paillarde, Montréal	Québec 01/08/2017	154.68
10605	Mère Paillarde, Montréal	Québec 21/07/2017	379.13
10570	Mère Paillarde, Montréal	Québec 17/06/2017	188.99
10565	Mère Paillarde, Montréal	Québec 11/06/2017	7.15
10505	Mère Paillarde, Montréal	Québec 14/04/2017	7.13
10439	Mère Paillarde, Montréal	Québec 07/02/2017	4.07
10590	Mère Paillarde, Montréal	Québec 07/07/2017	44.77
10339	Mère Paillarde, Montréal	Québec 28/10/2016	15.66
10424	Mère Paillarde, Montréal	Québec 23/01/2017	370.61
10376	Mère Paillarde, Montréal	Québec 09/12/2016	20.39
Count :	13	Total :	1394.22
Tsawassen			Tue, Apr 24, 2018
11027	Bottom-Dollar Markets, Tsawassen	BC 16/04/2018	52.52
10982	Bottom-Dollar Markets, Tsawassen	BC 27/03/2018	14.01
10975	Bottom-Dollar Markets, Tsawassen	BC 25/03/2018	32.27
10949	Bottom-Dollar Markets, Tsawassen	BC 13/03/2018	74.44
10944	Bottom-Dollar Markets, Tsawassen	BC 12/03/2018	52.92
10918	Bottom-Dollar Markets, Tsawassen	BC 02/03/2018	48.83
10742	Bottom-Dollar Markets, Tsawassen	BC 14/11/2017	243.73
11048	Bottom-Dollar Markets, Tsawassen	BC 24/04/2018	24.12
10389	Bottom-Dollar Markets, Tsawassen	BC 20/12/2016	47.42
10410	Bottom-Dollar Markets, Tsawassen	BC 10/01/2017	2.40
Count :	23	Total :	1986.88

Count 23

8/28

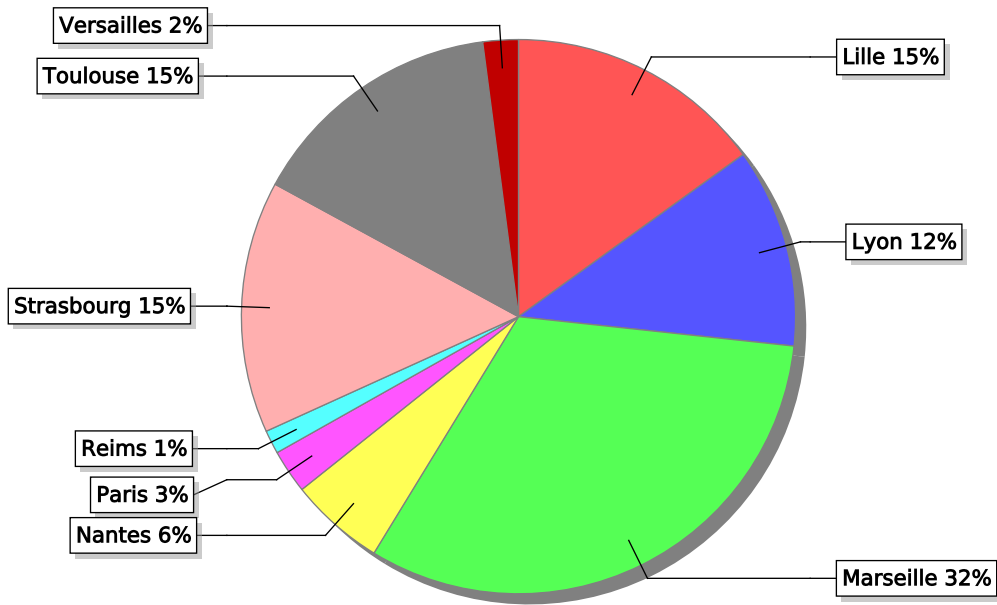
Total : 1986.88

Order	Name, City		Date	Freight
11045	Bottom-Dollar Markets, Tsawassen	BC	23/04/2018	70.58
10411	Bottom-Dollar Markets, Tsawassen	BC	10/01/2017	23.65
10431	Bottom-Dollar Markets, Tsawassen	BC	30/01/2017	44.17
10492	Bottom-Dollar Markets, Tsawassen	BC	01/04/2017	62.89
Count :		14	Total :	793.95
Vancouver				Mon, Jan 1, 2018
10810	Laughing Bacchus Wine Cellars, Vancouver	BC	01/01/2018	4.33
10620	Laughing Bacchus Wine Cellars, Vancouver	BC	05/08/2017	0.94
10495	Laughing Bacchus Wine Cellars, Vancouver	BC	03/04/2017	4.65
Count :		3	Total :	9.92

Count :	7	Total :	211.21
----------------	----------	----------------	---------------

Count 7 9/28 Total : 211.21

Shipments to France



● Lille 637.94	● Lyon 493.25	● Marseille 1,357.87	● Nantes 235.12	● Paris 108.28	● Reims 58.41	● Strasbourg 623.66
● Toulouse 635.82	● Versailles 87.49					

Order	Name, City	Date	Freight
Lille			Fri, Dec 22, 2017
10634	Folies gourmandes, Lille	15/08/2017	487.38
10408	Folies gourmandes, Lille	08/01/2017	11.26
10480	Folies gourmandes, Lille	20/03/2017	1.35
10789	Folies gourmandes, Lille	22/12/2017	100.60
10763	Folies gourmandes, Lille	03/12/2017	37.35
Count :	5	Total :	637.94
Lyon			Tue, Jan 23, 2018
10251	Victuailles en stock, Lyon	08/07/2016	41.34
10850	Victuailles en stock, Lyon	23/01/2018	49.19
10843	Victuailles en stock, Lyon	21/01/2018	9.26
10334	Victuailles en stock, Lyon	21/10/2016	8.56
10478	Victuailles en stock, Lyon	18/03/2017	4.81
10814	Victuailles en stock, Lyon	05/01/2018	130.94
10806	Victuailles en stock, Lyon	31/12/2017	22.11
10459	Victuailles en stock, Lyon	27/02/2017	25.09
10546	Victuailles en stock, Lyon	23/05/2017	194.72
10450	Victuailles en stock, Lyon	19/02/2017	7.23
Count :	10	Total :	493.25
Marseille			Sun, May 6, 2018
10525	Bon app', Marseille	02/05/2017	11.06
10663	Bon app', Marseille	10/09/2017	113.15
10715	Bon app', Marseille	23/10/2017	63.20
10871	Bon app', Marseille	05/02/2018	112.27
10732	Bon app', Marseille	06/11/2017	16.97
10876	Bon app', Marseille	09/02/2018	60.42
Count :	21	Total :	1508.26

Count 21

10/28

Total : 1508.26

Order	Name, City	Date	Freight
10755	Bon app', Marseille	26/11/2017	16.71
10940	Bon app', Marseille	11/03/2018	19.77
10932	Bon app', Marseille	06/03/2018	134.64
10827	Bon app', Marseille	12/01/2018	63.54
10730	Bon app', Marseille	05/11/2017	20.12
10511	Bon app', Marseille	18/04/2017	350.64
11076	Bon app', Marseille	06/05/2018	38.28
10362	Bon app', Marseille	25/11/2016	96.04
10470	Bon app', Marseille	11/03/2017	64.56
10340	Bon app', Marseille	29/10/2016	166.31
10331	Bon app', Marseille	16/10/2016	10.19
Count :	17	Total :	1357.87
Nantes			Sat, Mar 24, 2018
10971	France restauration, Nantes	24/03/2018	121.82
10609	Du monde entier, Nantes	24/07/2017	1.85
10890	Du monde entier, Nantes	16/02/2018	32.76
10671	France restauration, Nantes	17/09/2017	30.34
10860	France restauration, Nantes	29/01/2018	19.26
10683	Du monde entier, Nantes	26/09/2017	4.40
10311	Du monde entier, Nantes	20/09/2016	24.69
Count :	7	Total :	235.12
Paris			Sun, Apr 22, 2018
11043	Spécialités du monde, Paris	22/04/2018	8.80
10964	Spécialités du monde, Paris	20/03/2018	87.38
10738	Spécialités du monde, Paris	12/11/2017	2.91
10907	Spécialités du monde, Paris	25/02/2018	9.19
Count :	4	Total :	108.28
Reims			Sun, Nov 12, 2017
10739	Vins et alcools Chevalier, Reims	12/11/2017	11.08
10737	Vins et alcools Chevalier, Reims	11/11/2017	7.79
10248	Vins et alcools Chevalier, Reims	04/07/2016	32.38
10295	Vins et alcools Chevalier, Reims	02/09/2016	1.15
10274	Vins et alcools Chevalier, Reims	06/08/2016	6.01
Count :	5	Total :	58.41
Strasbourg			Fri, Jan 12, 2018
10265	Blondel père et fils, Strasbourg	25/07/2016	55.28
10826	Blondel père et fils, Strasbourg	12/01/2018	7.09
10297	Blondel père et fils, Strasbourg	04/09/2016	5.74
10360	Blondel père et fils, Strasbourg	22/11/2016	131.70
10559	Blondel père et fils, Strasbourg	05/06/2017	8.05
10566	Blondel père et fils, Strasbourg	12/06/2017	88.40
10584	Blondel père et fils, Strasbourg	30/06/2017	59.14
10436	Blondel père et fils, Strasbourg	05/02/2017	156.66
10628	Blondel père et fils, Strasbourg	12/08/2017	30.36
10679	Blondel père et fils, Strasbourg	23/09/2017	27.94
10449	Blondel père et fils, Strasbourg	18/02/2017	53.30
Count :	11	Total :	623.66
Toulouse			Fri, Apr 27, 2018
10500	La maison d'Asie, Toulouse	09/04/2017	42.68
10454	La maison d'Asie, Toulouse	21/02/2017	2.74
10610	La maison d'Asie, Toulouse	25/07/2017	26.78
10923	La maison d'Asie, Toulouse	03/03/2018	68.26
10787	La maison d'Asie, Toulouse	19/12/2017	249.93
10631	La maison d'Asie, Toulouse	14/08/2017	0.87
Count :	44	Total :	2397.53

Count 44

11/28

Total : 2397.53

Order	Name, City	Date	Freight
10425	La maison d'Asie, Toulouse	24/01/2017	7.93
10832	La maison d'Asie, Toulouse	14/01/2018	43.26
10413	La maison d'Asie, Toulouse	14/01/2017	95.66
10371	La maison d'Asie, Toulouse	03/12/2016	0.45
10350	La maison d'Asie, Toulouse	11/11/2016	64.19
10358	La maison d'Asie, Toulouse	20/11/2016	19.64
11051	La maison d'Asie, Toulouse	27/04/2018	2.79
10493	La maison d'Asie, Toulouse	02/04/2017	10.64
Count :	14	Total :	635.82

Versailles			Sat, Mar 24, 2018
10858	La corne d'abondance, Versailles	29/01/2018	52.51
10927	La corne d'abondance, Versailles	05/03/2018	19.79
10972	La corne d'abondance, Versailles	24/03/2018	0.02
10973	La corne d'abondance, Versailles	24/03/2018	15.17
Count :	4	Total :	87.49

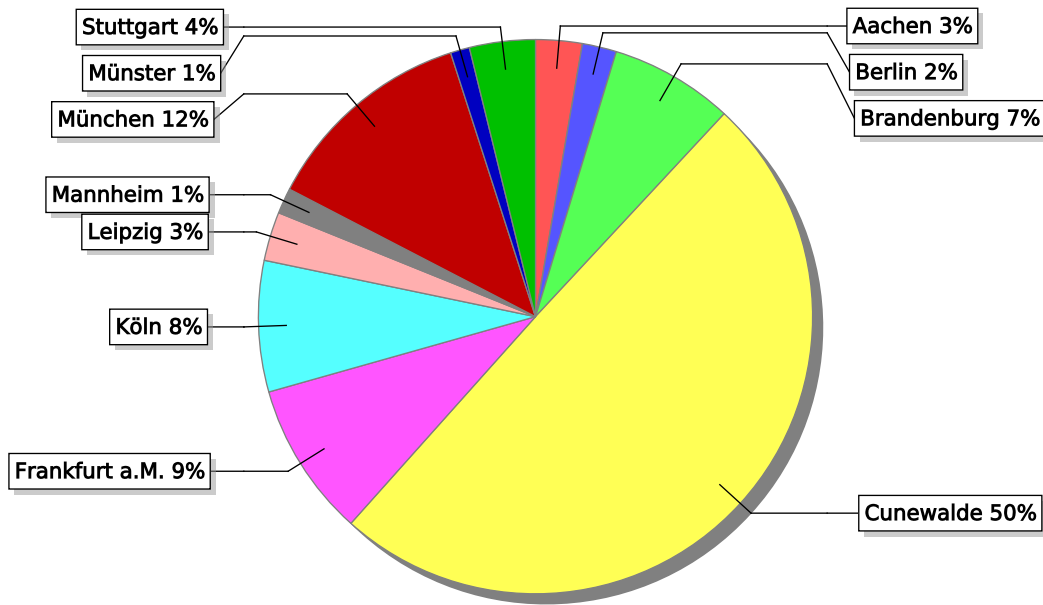
Count :	12	Total :	332.05
----------------	-----------	----------------	---------------

Count 12

12/28

Total : 332.05

Shipments to Germany



● Aachen 306.04	● Berlin 225.58	● Brandenburg 813.68	● Cunewalde 5,605.63	● Frankfurt a.M. 1,017.03	● Köln 862.74
● Leipzig 322.04	● Mannheim 168.26	● München 1,403.44	● Münster 125.97	● Stuttgart 432.87	

Order	Name, City	Date	Freight
Aachen			Fri, May 4, 2018
11067	Drachenblut Delikatessen, Aachen	04/05/2018	7.98
10825	Drachenblut Delikatessen, Aachen	09/01/2018	79.25
10391	Drachenblut Delikatessen, Aachen	23/12/2016	5.45
10797	Drachenblut Delikatessen, Aachen	25/12/2017	33.35
10363	Drachenblut Delikatessen, Aachen	26/11/2016	30.54
11036	Drachenblut Delikatessen, Aachen	20/04/2018	149.47
Count :	6	Total :	306.04
Berlin			Mon, Apr 9, 2018
11011	Alfred's Futterkiste, Berlin	09/04/2018	1.21
10702	Alfred's Futterkiste, Berlin	13/10/2017	23.94
10692	Alfred's Futterkiste, Berlin	03/10/2017	61.02
10835	Alfred's Futterkiste, Berlin	15/01/2018	69.53
10952	Alfred's Futterkiste, Berlin	16/03/2018	40.42
10643	Alfreds Futterkiste, Berlin	25/08/2017	29.46
Count :	6	Total :	225.58
Brandenburg			Mon, Apr 16, 2018
10542	Königlich Essen, Brandenburg	20/05/2017	10.95
10799	Königlich Essen, Brandenburg	26/12/2017	30.76
10817	Königlich Essen, Brandenburg	06/01/2018	306.07
10468	Königlich Essen, Brandenburg	07/03/2017	44.12
10457	Königlich Essen, Brandenburg	25/02/2017	11.57
10456	Königlich Essen, Brandenburg	25/02/2017	8.12
10849	Königlich Essen, Brandenburg	23/01/2018	0.56
10718	Königlich Essen, Brandenburg	27/10/2017	170.88
10506	Königlich Essen, Brandenburg	15/04/2017	21.19
Count :	21	Total :	1135.84

Count 21

13/28

Total : 1135.84

Order	Name, City	Date	Freight
10630	Königlich Essen, Brandenburg	13/08/2017	32.35
11028	Königlich Essen, Brandenburg	16/04/2018	29.59
10893	Königlich Essen, Brandenburg	18/02/2018	77.78
10323	Königlich Essen, Brandenburg	07/10/2016	4.88
10325	Königlich Essen, Brandenburg	09/10/2016	64.86
Count :	14	Total :	813.68

Cunewalde			Sat, Apr 14, 2018
10515	QUICK-Stop, Cunewalde	23/04/2017	204.47
10540	QUICK-Stop, Cunewalde	19/05/2017	1007.64
10996	QUICK-Stop, Cunewalde	02/04/2018	1.12
10745	QUICK-Stop, Cunewalde	18/11/2017	3.52
10549	QUICK-Stop, Cunewalde	27/05/2017	171.24
10721	QUICK-Stop, Cunewalde	29/10/2017	48.92
11021	QUICK-Stop, Cunewalde	14/04/2018	297.18
10273	QUICK-Stop, Cunewalde	05/08/2016	76.07
10694	QUICK-Stop, Cunewalde	06/10/2017	398.36
10691	QUICK-Stop, Cunewalde	03/10/2017	810.05
10588	QUICK-Stop, Cunewalde	03/07/2017	194.67
10658	QUICK-Stop, Cunewalde	05/09/2017	364.15
10765	QUICK-Stop, Cunewalde	04/12/2017	42.74
10527	QUICK-Stop, Cunewalde	05/05/2017	41.90
10788	QUICK-Stop, Cunewalde	22/12/2017	42.70
10451	QUICK-Stop, Cunewalde	19/02/2017	189.09
10285	QUICK-Stop, Cunewalde	20/08/2016	76.83
10286	QUICK-Stop, Cunewalde	21/08/2016	229.24
10991	QUICK-Stop, Cunewalde	01/04/2018	38.51
10962	QUICK-Stop, Cunewalde	19/03/2018	275.79
10313	QUICK-Stop, Cunewalde	24/09/2016	1.96
10845	QUICK-Stop, Cunewalde	21/01/2018	212.98
10938	QUICK-Stop, Cunewalde	10/03/2018	31.89
10345	QUICK-Stop, Cunewalde	04/11/2016	249.06
10418	QUICK-Stop, Cunewalde	17/01/2017	17.55
10865	QUICK-Stop, Cunewalde	02/02/2018	348.14
10878	QUICK-Stop, Cunewalde	10/02/2018	46.69
10361	QUICK-Stop, Cunewalde	22/11/2016	183.17
Count :	28	Total :	5605.63

Frankfurt a.M.			Sat, May 5, 2018
10772	Lehmanns Marktstand, Frankfurt a.M.	10/12/2017	91.28
10934	Lehmanns Marktstand, Frankfurt a.M.	09/03/2018	32.01
10862	Lehmanns Marktstand, Frankfurt a.M.	30/01/2018	53.23
10891	Lehmanns Marktstand, Frankfurt a.M.	17/02/2018	20.37
11070	Lehmanns Marktstand, Frankfurt a.M.	05/05/2018	136.00
10557	Lehmanns Marktstand, Frankfurt a.M.	03/06/2017	96.72
10343	Lehmanns Marktstand, Frankfurt a.M.	31/10/2016	110.37
10497	Lehmanns Marktstand, Frankfurt a.M.	04/04/2017	36.21
10593	Lehmanns Marktstand, Frankfurt a.M.	09/07/2017	174.20
10522	Lehmanns Marktstand, Frankfurt a.M.	30/04/2017	45.33
10534	Lehmanns Marktstand, Frankfurt a.M.	12/05/2017	27.94
10592	Lehmanns Marktstand, Frankfurt a.M.	08/07/2017	32.10
10279	Lehmanns Marktstand, Frankfurt a.M.	13/08/2016	25.83
10536	Lehmanns Marktstand, Frankfurt a.M.	14/05/2017	58.88
10284	Lehmanns Marktstand, Frankfurt a.M.	19/08/2016	76.56
Count :	15	Total :	1017.03

Köln			Sat, Apr 14, 2018
10508	Ottilies Käseladen, Köln	16/04/2017	4.99
Count :	49	Total :	6837.11

Count 49

14/28

Total : 6837.11

Order	Name, City	Date	Freight
10766	Ottilies Käseladen, Köln	05/12/2017	157.55
10554	Ottilies Käseladen, Köln	30/05/2017	120.97
10580	Ottilies Käseladen, Köln	26/06/2017	75.89
10833	Ottilies Käseladen, Köln	15/01/2018	71.49
10407	Ottilies Käseladen, Köln	07/01/2017	91.48
10260	Ottilies Käseladen, Köln	19/07/2016	55.09
10684	Ottilies Käseladen, Köln	26/09/2017	145.63
10999	Ottilies Käseladen, Köln	03/04/2018	96.35
11020	Ottilies Käseladen, Köln	14/04/2018	43.30
Count :	10	Total :	862.74
Leipzig			Mon, Mar 12, 2018
10575	Morgenstern Gesundkost, Leipzig	20/06/2017	127.34
10277	Morgenstern Gesundkost, Leipzig	09/08/2016	125.77
10779	Morgenstern Gesundkost, Leipzig	16/12/2017	58.13
10945	Morgenstern Gesundkost, Leipzig	12/03/2018	10.22
10699	Morgenstern Gesundkost, Leipzig	09/10/2017	0.58
Count :	5	Total :	322.04
Mannheim			Sun, Apr 29, 2018
10956	Blauer See Delikatessen, Mannheim	17/03/2018	44.65
10509	Blauer See Delikatessen, Mannheim	17/04/2017	0.15
10501	Blauer See Delikatessen, Mannheim	09/04/2017	8.85
10614	Blauer See Delikatessen, Mannheim	29/07/2017	1.93
10582	Blauer See Delikatessen, Mannheim	27/06/2017	27.71
11058	Blauer See Delikatessen, Mannheim	29/04/2018	31.14
10853	Blauer See Delikatessen, Mannheim	27/01/2018	53.83
Count :	7	Total :	168.26
München			Mon, Apr 9, 2018
10337	Frankenversand, München	24/10/2016	108.26
10396	Frankenversand, München	27/12/2016	135.35
10342	Frankenversand, München	30/10/2016	54.83
10267	Frankenversand, München	29/07/2016	208.58
10929	Frankenversand, München	05/03/2018	33.93
11012	Frankenversand, München	09/04/2018	242.95
10623	Frankenversand, München	07/08/2017	97.18
10859	Frankenversand, München	29/01/2018	76.10
10653	Frankenversand, München	02/09/2017	93.25
10670	Frankenversand, München	16/09/2017	203.48
10488	Frankenversand, München	27/03/2017	4.93
10675	Frankenversand, München	19/09/2017	31.85
10791	Frankenversand, München	23/12/2017	16.85
10560	Frankenversand, München	06/06/2017	36.65
10717	Frankenversand, München	24/10/2017	59.25
Count :	15	Total :	1403.44
Münster			Fri, Mar 23, 2018
10608	Toms Spezialitäten, Münster	23/07/2017	27.79
10438	Toms Spezialitäten, Münster	06/02/2017	8.24
10967	Toms Spezialitäten, Münster	23/03/2018	62.22
10249	Toms Spezialitäten, Münster	05/07/2016	11.61
10548	Toms Spezialitäten, Münster	26/05/2017	1.43
10446	Toms Spezialitäten, Münster	14/02/2017	14.68
Count :	6	Total :	125.97
Stuttgart			Mon, Apr 23, 2018
10513	Die Wandernde Kuh, Stuttgart	22/04/2017	105.65
10668	Die Wandernde Kuh, Stuttgart	15/09/2017	47.22
Count :	44	Total :	3030.33

Count 44

15/28

Total : 3030.33

Order	Name, City	Date	Freight
10348	Die Wandernde Kuh, Stuttgart	07/11/2016	0.78
10651	Die Wandernde Kuh, Stuttgart	01/09/2017	20.60
10640	Die Wandernde Kuh, Stuttgart	21/08/2017	23.55
10632	Die Wandernde Kuh, Stuttgart	14/08/2017	41.38
11046	Die Wandernde Kuh, Stuttgart	23/04/2018	71.64
10356	Die Wandernde Kuh, Stuttgart	18/11/2016	36.71
10312	Die Wandernde Kuh, Stuttgart	23/09/2016	40.26
10301	Die Wandernde Kuh, Stuttgart	09/09/2016	45.08
Count :	10	Total :	432.87

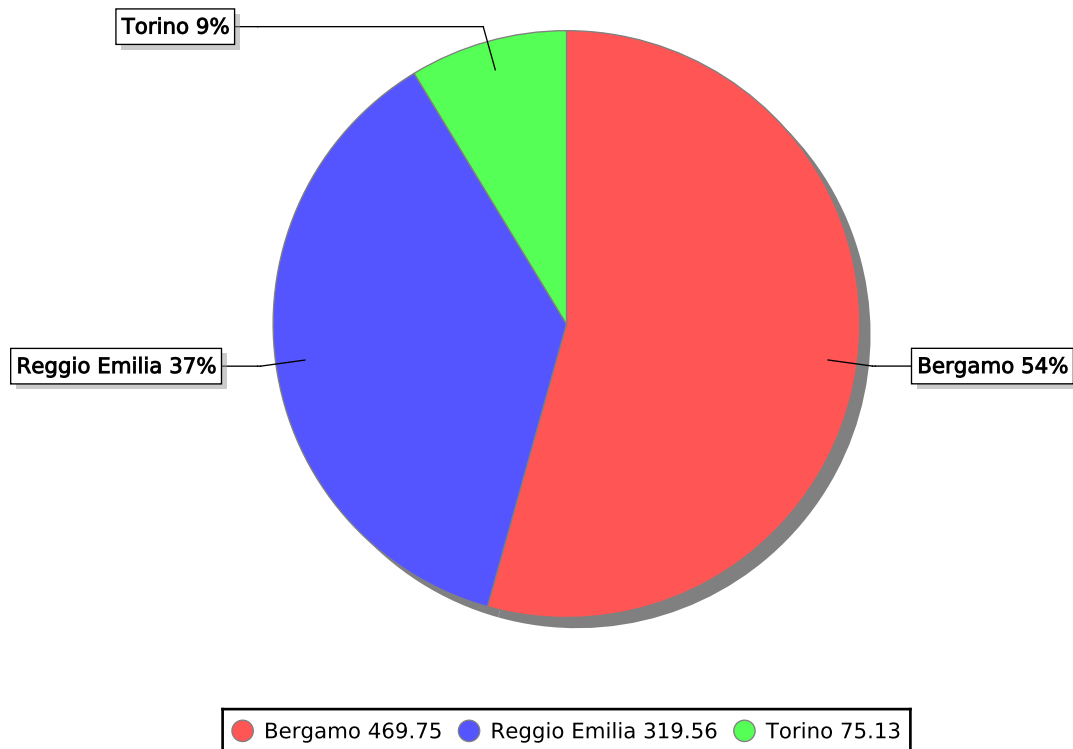
Count :	8	Total :	280.00
----------------	----------	----------------	---------------

Count 8

16/28

Total : 280.00

Shipments to Italy



Order	Name, City	Date	Freight
Bergamo			Fri, Mar 16, 2018
10275	Magazzini Alimentari Riuniti, Bergamo	07/08/2016	26.93
10300	Magazzini Alimentari Riuniti, Bergamo	09/09/2016	17.68
10404	Magazzini Alimentari Riuniti, Bergamo	03/01/2017	155.97
10950	Magazzini Alimentari Riuniti, Bergamo	16/03/2018	2.50
10939	Magazzini Alimentari Riuniti, Bergamo	10/03/2018	76.33
10467	Magazzini Alimentari Riuniti, Bergamo	06/03/2017	4.93
10818	Magazzini Alimentari Riuniti, Bergamo	07/01/2018	65.48
10635	Magazzini Alimentari Riuniti, Bergamo	18/08/2017	47.46
10784	Magazzini Alimentari Riuniti, Bergamo	18/12/2017	70.09
10754	Magazzini Alimentari Riuniti, Bergamo	25/11/2017	2.38
Count :	10	Total :	469.75
Reggio Emilia			Mon, Apr 30, 2018
11010	Reggiani Caseifici, Reggio Emilia	09/04/2018	28.71
10942	Reggiani Caseifici, Reggio Emilia	11/03/2018	17.95
10908	Reggiani Caseifici, Reggio Emilia	26/02/2018	32.96
10812	Reggiani Caseifici, Reggio Emilia	02/01/2018	59.78
10727	Reggiani Caseifici, Reggio Emilia	03/11/2017	89.90
10655	Reggiani Caseifici, Reggio Emilia	03/09/2017	4.41
10586	Reggiani Caseifici, Reggio Emilia	02/07/2017	0.48
10562	Reggiani Caseifici, Reggio Emilia	09/06/2017	22.95
10443	Reggiani Caseifici, Reggio Emilia	12/02/2017	13.95
10428	Reggiani Caseifici, Reggio Emilia	28/01/2017	11.09
10288	Reggiani Caseifici, Reggio Emilia	23/08/2016	7.45
11062	Reggiani Caseifici, Reggio Emilia	30/04/2018	29.93
Count :	12	Total :	319.56
Count :	22	Total :	789.31

Count 22

17/28

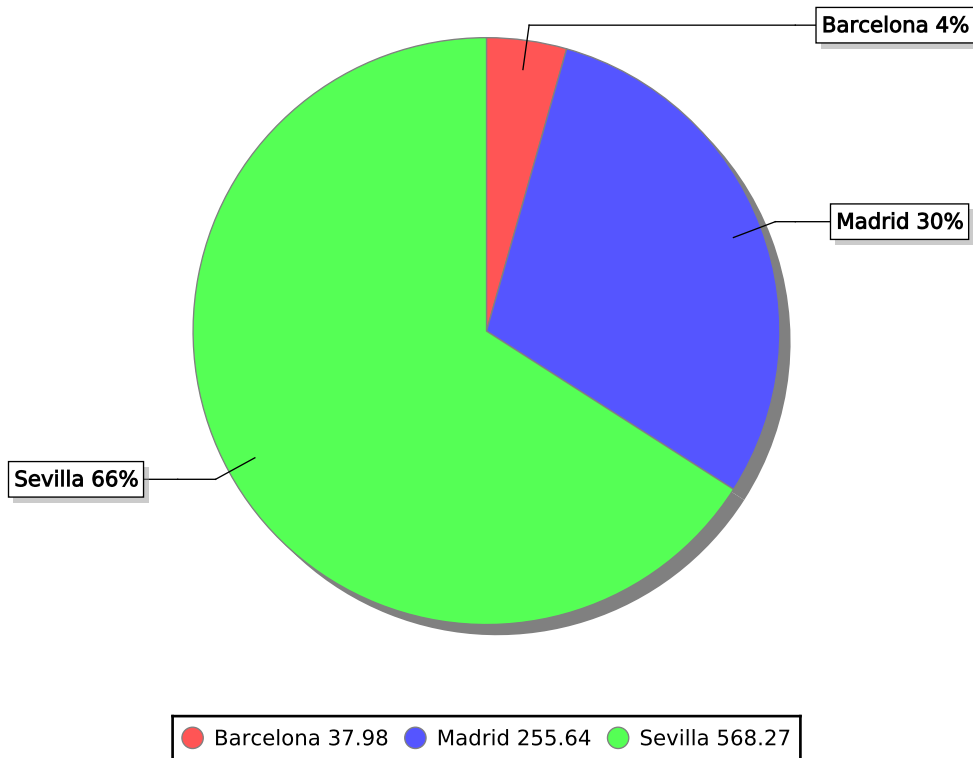
Total : 789.31

Order	Name, City	Date	Freight
Torino			Mon, Apr 30, 2018
11060	Franchi S.p.A., Torino	30/04/2018	10.98
10710	Franchi S.p.A., Torino	20/10/2017	4.98
10807	Franchi S.p.A., Torino	31/12/2017	1.36
10422	Franchi S.p.A., Torino	22/01/2017	3.02
11026	Franchi S.p.A., Torino	15/04/2018	47.09
10753	Franchi S.p.A., Torino	25/11/2017	7.70
Count :	6	Total :	75.13

Count : 6 Total : 75.13

Count 6 18/28 Total : 75.13

Shipments to Spain



Order	Name, City	Date	Freight
Barcelona			Mon, Mar 5, 2018
10366	Galería del gastrónomo, Barcelona	28/11/2016	10.14
10426	Galería del gastrónomo, Barcelona	27/01/2017	18.69
10568	Galería del gastrónomo, Barcelona	13/06/2017	6.54
10928	Galería del gastrónomo, Barcelona	05/03/2018	1.36
10887	Galería del gastrónomo, Barcelona	13/02/2018	1.25
Count :	5	Total :	37.98
Madrid			Mon, Apr 9, 2018
10281	Romero y tomillo, Madrid	14/08/2016	2.94
10282	Romero y tomillo, Madrid	15/08/2016	12.69
10306	Romero y tomillo, Madrid	16/09/2016	7.56
10326	Bólido Comidas preparadas, Madrid	10/10/2016	77.92
10970	Bólido Comidas preparadas, Madrid	24/03/2018	16.16
10801	Bólido Comidas preparadas, Madrid	29/12/2017	97.09
11013	Romero y tomillo, Madrid	09/04/2018	32.99
10917	Romero y tomillo, Madrid	02/03/2018	8.29
Count :	8	Total :	255.64
Sevilla			Sat, Apr 21, 2018
11009	Godos Cocina Típica, Sevilla	08/04/2018	59.11
10948	Godos Cocina Típica, Sevilla	13/03/2018	23.39
10911	Godos Cocina Típica, Sevilla	26/02/2018	38.19
10872	Godos Cocina Típica, Sevilla	05/02/2018	175.32
10874	Godos Cocina Típica, Sevilla	06/02/2018	19.58
10629	Godos Cocina Típica, Sevilla	12/08/2017	85.46
10550	Godos Cocina Típica, Sevilla	28/05/2017	4.32
10303	Godos Cocina Típica, Sevilla	11/09/2016	107.83
Count :	21	Total :	806.82

Count 21

19/28

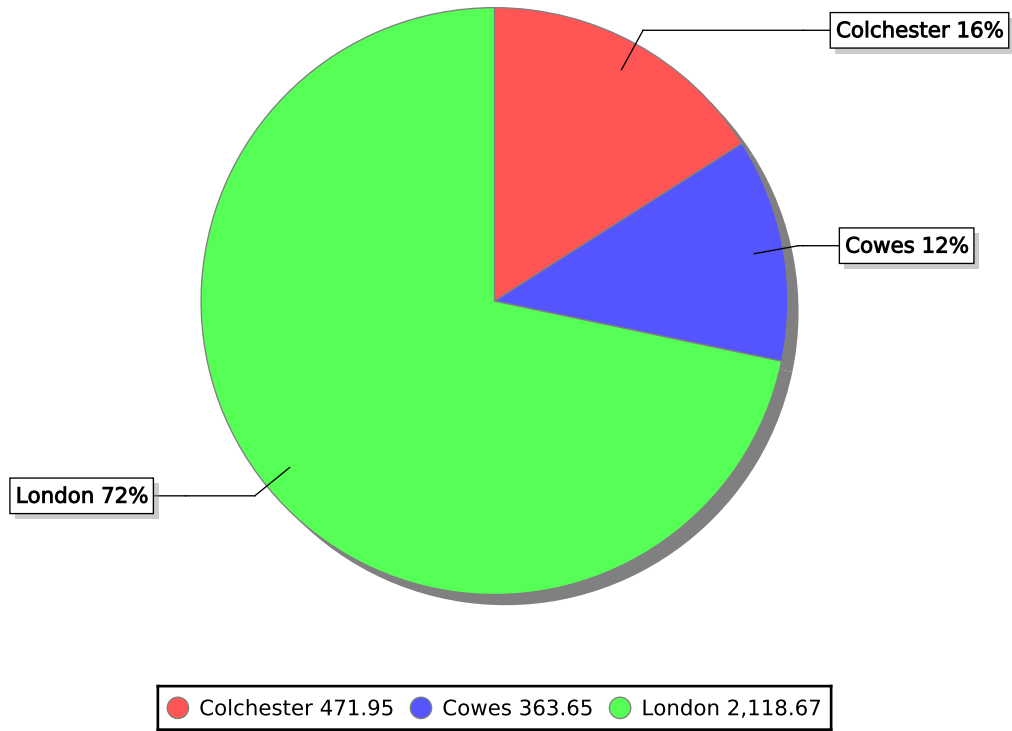
Total : 806.82

Order	Name, City	Date	Freight
10888	Godos Cocina Típica, Sevilla	16/02/2018	51.87
11037	Godos Cocina Típica, Sevilla	21/04/2018	3.20
Count :	10	Total :	568.27

Count :	2	Total :	55.07
----------------	----------	----------------	--------------

Count 2 20/28 Total : 55.07

Shipments to UK



Order	Name, City	Date	Freight
Colchester			Tue, Apr 10, 2018
10741	Around the Horn, Colchester	Essex 14/11/2017	10.96
10707	Around the Horn, Colchester	Essex 16/10/2017	21.74
10355	Around the Horn, Colchester	Essex 15/11/2016	41.95
10768	Around the Horn, Colchester	Essex 08/12/2017	146.32
10793	Around the Horn, Colchester	Essex 24/12/2017	4.52
10383	Around the Horn, Colchester	Essex 16/12/2016	34.24
11016	Around the Horn, Colchester	Essex 10/04/2018	33.80
10558	Around the Horn, Colchester	Essex 04/06/2017	72.97
10953	Around the Horn, Colchester	Essex 16/03/2018	23.72
10453	Around the Horn, Colchester	Essex 21/02/2017	25.36
10864	Around the Horn, Colchester	Essex 02/02/2018	3.04
10920	Around the Horn, Colchester	Essex 03/03/2018	29.61
10743	Around the Horn, Colchester	Essex 17/11/2017	23.72
Count :	13	Total :	471.95
Cowes			Tue, Mar 6, 2018
10621	Island Trading, Cowes	Isle of Wight 05/08/2017	23.73
10674	Island Trading, Cowes	Isle of Wight 18/09/2017	0.90
10798	Island Trading, Cowes	Isle of Wight 26/12/2017	2.33
10829	Island Trading, Cowes	Isle of Wight 13/01/2018	154.72
10473	Island Trading, Cowes	Isle of Wight 13/03/2017	16.37
10321	Island Trading, Cowes	Isle of Wight 03/10/2016	3.43
10318	Island Trading, Cowes	Isle of Wight 01/10/2016	4.73
10315	Island Trading, Cowes	Isle of Wight 26/09/2016	41.76
10933	Island Trading, Cowes	Isle of Wight 06/03/2018	54.15
10749	Island Trading, Cowes	Isle of Wight 20/11/2017	61.53
Count :	23	Total :	835.60

Order	Name, City	Date	Freight
Count :	10	Total :	363.65
London			Sun, Apr 29, 2018
10869	Seven Seas Imports, London	04/02/2018	143.28
10943	B's Beverages, London	11/03/2018	2.17
10848	Consolidated Holdings, London	23/01/2018	38.24
10947	B's Beverages, London	13/03/2018	3.26
10804	Seven Seas Imports, London	30/12/2017	27.33
10800	Seven Seas Imports, London	26/12/2017	137.44
10987	Eastern Connection, London	31/03/2018	185.48
11023	B's Beverages, London	14/04/2018	123.83
11024	Eastern Connection, London	15/04/2018	74.36
11047	Eastern Connection, London	24/04/2018	46.62
10752	North/South, London	24/11/2017	1.39
10289	B's Beverages, London	26/08/2016	22.77
11056	Eastern Connection, London	28/04/2018	278.96
10359	Seven Seas Imports, London	21/11/2016	288.43
10364	Eastern Connection, London	26/11/2016	71.97
10377	Seven Seas Imports, London	09/12/2016	22.21
10388	Seven Seas Imports, London	19/12/2016	34.86
10400	Eastern Connection, London	01/01/2017	83.93
10435	Consolidated Holdings, London	04/02/2017	9.21
10462	Consolidated Holdings, London	03/03/2017	6.17
10471	B's Beverages, London	11/03/2017	45.59
10726	Eastern Connection, London	03/11/2017	16.56
10472	Seven Seas Imports, London	12/03/2017	4.20
10517	North/South, London	24/04/2017	32.07
10523	Seven Seas Imports, London	01/05/2017	77.63
10532	Eastern Connection, London	09/05/2017	74.46
10538	B's Beverages, London	15/05/2017	4.87
10539	B's Beverages, London	16/05/2017	12.36
10547	Seven Seas Imports, London	23/05/2017	178.43
10578	B's Beverages, London	24/06/2017	29.60
10599	B's Beverages, London	15/07/2017	29.98
10484	B's Beverages, London	24/03/2017	6.88
11057	North/South, London	29/04/2018	4.13
Count :	33	Total :	2118.67

Count : 33

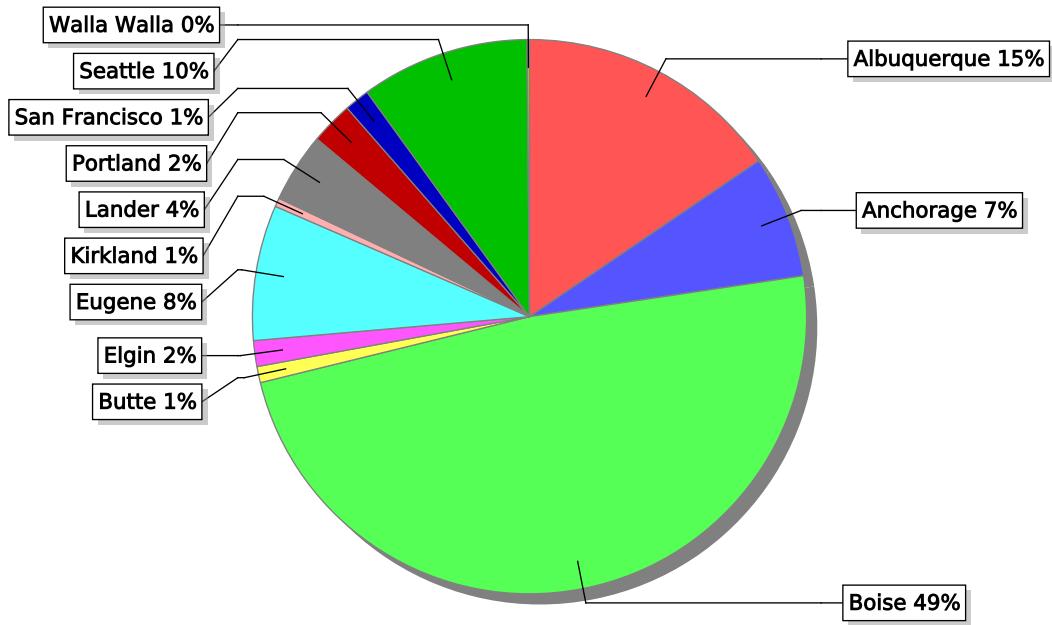
Total : 2118.67

Count 33

22/28

Total : 2118.67

Shipments to USA



Albuquerque 2,134.21	Anchorage 983.53	Boise 6,683.7	Butte 129.96	Elgin 207.08	Eugene 1,087.61
Kirkland 70.01	Lander 558.67	Portland 341.95	San Francisco 202.11	Seattle 1,353.06	Walla Walla 19.4

Order	Name, City	Date	Freight
Albuquerque			Sun, May 6, 2018
10262	Rattlesnake Canyon Grocery, Albuquerque	NM 22/07/2016	48.29
11000	Rattlesnake Canyon Grocery, Albuquerque	NM 06/04/2018	55.12
10988	Rattlesnake Canyon Grocery, Albuquerque	NM 31/03/2018	61.14
10889	Rattlesnake Canyon Grocery, Albuquerque	NM 16/02/2018	280.61
10852	Rattlesnake Canyon Grocery, Albuquerque	NM 26/01/2018	174.05
10820	Rattlesnake Canyon Grocery, Albuquerque	NM 07/01/2018	37.52
10761	Rattlesnake Canyon Grocery, Albuquerque	NM 02/12/2017	18.66
10598	Rattlesnake Canyon Grocery, Albuquerque	NM 14/07/2017	44.42
10569	Rattlesnake Canyon Grocery, Albuquerque	NM 16/06/2017	58.98
10564	Rattlesnake Canyon Grocery, Albuquerque	NM 10/06/2017	13.75
10479	Rattlesnake Canyon Grocery, Albuquerque	NM 19/03/2017	708.95
10401	Rattlesnake Canyon Grocery, Albuquerque	NM 01/01/2017	12.51
10346	Rattlesnake Canyon Grocery, Albuquerque	NM 05/11/2016	142.08
11077	Rattlesnake Canyon Grocery, Albuquerque	NM 06/05/2018	8.53
10314	Rattlesnake Canyon Grocery, Albuquerque	NM 25/09/2016	74.16
10294	Rattlesnake Canyon Grocery, Albuquerque	NM 30/08/2016	147.26
10272	Rattlesnake Canyon Grocery, Albuquerque	NM 02/08/2016	98.03
10316	Rattlesnake Canyon Grocery, Albuquerque	NM 27/09/2016	150.15
Count :	18	Total :	2134.21
Anchorage			Fri, Apr 20, 2018
10338	Old World Delicatessen, Anchorage	AK 25/10/2016	84.21
10594	Old World Delicatessen, Anchorage	AK 09/07/2017	5.24
10680	Old World Delicatessen, Anchorage	AK 24/09/2017	26.61
10441	Old World Delicatessen, Anchorage	AK 10/02/2017	73.02
10965	Old World Delicatessen, Anchorage	AK 20/03/2018	144.38
Count :	23	Total :	2467.67

Count 23

23/28

Total : 2467.67

Order	Name, City		Date	Freight
11034	Old World Delicatessen, Anchorage	AK	20/04/2018	40.32
10706	Old World Delicatessen, Anchorage	AK	16/10/2017	135.63
10855	Old World Delicatessen, Anchorage	AK	27/01/2018	170.97
10808	Old World Delicatessen, Anchorage	AK	01/01/2018	45.53
10305	Old World Delicatessen, Anchorage	AK	13/09/2016	257.62
Count :		10	Total :	983.53

Boise				Tue, May 1, 2018
10657	Save-a-lot Markets, Boise	ID	04/09/2017	352.69
10678	Save-a-lot Markets, Boise	ID	23/09/2017	388.98
10612	Save-a-lot Markets, Boise	ID	28/07/2017	544.08
10607	Save-a-lot Markets, Boise	ID	22/07/2017	200.24
10627	Save-a-lot Markets, Boise	ID	11/08/2017	107.46
10984	Save-a-lot Markets, Boise	ID	30/03/2018	211.22
10983	Save-a-lot Markets, Boise	ID	27/03/2018	657.54
10711	Save-a-lot Markets, Boise	ID	21/10/2017	52.41
10713	Save-a-lot Markets, Boise	ID	22/10/2017	167.05
10714	Save-a-lot Markets, Boise	ID	22/10/2017	24.49
10722	Save-a-lot Markets, Boise	ID	29/10/2017	74.58
10941	Save-a-lot Markets, Boise	ID	11/03/2018	400.81
10894	Save-a-lot Markets, Boise	ID	18/02/2018	116.13
10748	Save-a-lot Markets, Boise	ID	20/11/2017	232.55
10757	Save-a-lot Markets, Boise	ID	27/11/2017	8.19
10815	Save-a-lot Markets, Boise	ID	05/01/2018	14.62
10847	Save-a-lot Markets, Boise	ID	22/01/2018	487.57
10700	Save-a-lot Markets, Boise	ID	10/10/2017	65.10
10603	Save-a-lot Markets, Boise	ID	18/07/2017	48.77
11002	Save-a-lot Markets, Boise	ID	06/04/2018	141.16
10882	Save-a-lot Markets, Boise	ID	11/02/2018	23.10
11064	Save-a-lot Markets, Boise	ID	01/05/2018	30.09
10393	Save-a-lot Markets, Boise	ID	25/12/2016	126.56
10398	Save-a-lot Markets, Boise	ID	30/12/2016	89.16
10324	Save-a-lot Markets, Boise	ID	08/10/2016	214.27
10440	Save-a-lot Markets, Boise	ID	10/02/2017	86.53
10452	Save-a-lot Markets, Boise	ID	20/02/2017	140.26
11031	Save-a-lot Markets, Boise	ID	17/04/2018	227.22
10555	Save-a-lot Markets, Boise	ID	02/06/2017	252.49
10510	Save-a-lot Markets, Boise	ID	18/04/2017	367.63
11030	Save-a-lot Markets, Boise	ID	17/04/2018	830.75
Count :		31	Total :	6683.70

Butte				Fri, Apr 6, 2018
10775	The Cracker Box, Butte	MT	12/12/2017	20.25
11003	The Cracker Box, Butte	MT	06/04/2018	14.91
10624	The Cracker Box, Butte	MT	07/08/2017	94.80
Count :		3	Total :	129.96

Elgin				Fri, Sep 8, 2017
10394	Hungry Coyote Import Store, Elgin	OR	25/12/2016	30.34
10415	Hungry Coyote Import Store, Elgin	OR	15/01/2017	0.20
10660	Hungry Coyote Import Store, Elgin	OR	08/09/2017	111.29
10375	Hungry Coyote Import Store, Elgin	OR	06/12/2016	20.12
10600	Hungry Coyote Import Store, Elgin	OR	16/07/2017	45.13
Count :		5	Total :	207.08

Eugene				Mon, Apr 30, 2018
11006	Great Lakes Food Market, Eugene	OR	07/04/2018	25.19
10936	Great Lakes Food Market, Eugene	OR	09/03/2018	33.68

Count :		46	Total :	7729.68
----------------	--	-----------	----------------	----------------

Count 46

24/28

Total : 7729.68

Order	Name, City		Date	Freight
10589	Great Lakes Food Market, Eugene	OR	04/07/2017	4.42
11061	Great Lakes Food Market, Eugene	OR	30/04/2018	14.01
10816	Great Lakes Food Market, Eugene	OR	06/01/2018	719.78
11040	Great Lakes Food Market, Eugene	OR	22/04/2018	18.84
10656	Great Lakes Food Market, Eugene	OR	04/09/2017	57.15
10528	Great Lakes Food Market, Eugene	OR	06/05/2017	3.35
10681	Great Lakes Food Market, Eugene	OR	25/09/2017	76.13
10616	Great Lakes Food Market, Eugene	OR	31/07/2017	116.53
10617	Great Lakes Food Market, Eugene	OR	31/07/2017	18.53
Count :	11		Total :	1087.61
Kirkland				Mon, Jan 8, 2018
10822	Trail's Head Gourmet Provisioners, Kirkland	WA	08/01/2018	7.00
10577	Trail's Head Gourmet Provisioners, Kirkland	WA	23/06/2017	25.41
10574	Trail's Head Gourmet Provisioners, Kirkland	WA	19/06/2017	37.60
Count :	3		Total :	70.01
Lander				Sun, Mar 25, 2018
10271	Split Rail Beer & Ale, Lander	WY	01/08/2016	4.54
10432	Split Rail Beer & Ale, Lander	WY	31/01/2017	4.34
10385	Split Rail Beer & Ale, Lander	WY	17/12/2016	30.96
10974	Split Rail Beer & Ale, Lander	WY	25/03/2018	12.96
10369	Split Rail Beer & Ale, Lander	WY	02/12/2016	195.68
10821	Split Rail Beer & Ale, Lander	WY	08/01/2018	36.68
10349	Split Rail Beer & Ale, Lander	WY	08/11/2016	8.63
10329	Split Rail Beer & Ale, Lander	WY	15/10/2016	191.67
10756	Split Rail Beer & Ale, Lander	WY	27/11/2017	73.21
Count :	9		Total :	558.67
Portland				Fri, Apr 13, 2018
10883	Lonesome Pine Restaurant, Portland	OR	12/02/2018	0.53
10992	The Big Cheese, Portland	OR	01/04/2018	4.27
11018	Lonesome Pine Restaurant, Portland	OR	13/04/2018	11.65
10867	Lonesome Pine Restaurant, Portland	OR	03/02/2018	1.93
10665	Lonesome Pine Restaurant, Portland	OR	11/09/2017	26.31
10805	The Big Cheese, Portland	OR	30/12/2017	237.34
10307	Lonesome Pine Restaurant, Portland	OR	17/09/2016	0.56
10317	Lonesome Pine Restaurant, Portland	OR	30/09/2016	12.69
10708	The Big Cheese, Portland	OR	17/10/2017	2.96
10544	Lonesome Pine Restaurant, Portland	OR	21/05/2017	24.91
10662	Lonesome Pine Restaurant, Portland	OR	09/09/2017	1.28
10310	The Big Cheese, Portland	OR	20/09/2016	17.52
Count :	12		Total :	341.95
San Francisco				Mon, Feb 12, 2018
10884	Let's Stop N Shop, San Francisco	CA	12/02/2018	90.97
10735	Let's Stop N Shop, San Francisco	CA	10/11/2017	45.97
10719	Let's Stop N Shop, San Francisco	CA	27/10/2017	51.44
10579	Let's Stop N Shop, San Francisco	CA	25/06/2017	13.73
Count :	4		Total :	202.11
Seattle				Tue, May 1, 2018
10469	White Clover Markets, Seattle	WA	10/03/2017	60.18
10483	White Clover Markets, Seattle	WA	24/03/2017	15.28
11032	White Clover Markets, Seattle	WA	17/04/2018	606.19
10504	White Clover Markets, Seattle	WA	11/04/2017	59.13
10596	White Clover Markets, Seattle	WA	11/07/2017	16.34
10269	White Clover Markets, Seattle	WA	31/07/2016	4.56
11066	White Clover Markets, Seattle	WA	01/05/2018	44.72
Count :	44		Total :	3007.88

Count 44

25/28

Total : 3007.88

Order	Name, City		Date	Freight
10693	White Clover Markets, Seattle	WA	06/10/2017	139.34
10696	White Clover Markets, Seattle	WA	08/10/2017	102.55
10723	White Clover Markets, Seattle	WA	30/10/2017	21.72
10904	White Clover Markets, Seattle	WA	24/02/2018	162.95
10740	White Clover Markets, Seattle	WA	13/11/2017	81.88
10861	White Clover Markets, Seattle	WA	30/01/2018	14.93
10344	White Clover Markets, Seattle	WA	01/11/2016	23.29

Count : 14 Total : 1353.06

Walla Walla

Mon, May 22, 2017

10545	Lazy K Kountry Store, Walla Walla	WA	22/05/2017	11.92
10482	Lazy K Kountry Store, Walla Walla	WA	21/03/2017	7.48

Count : 2 Total : 19.40

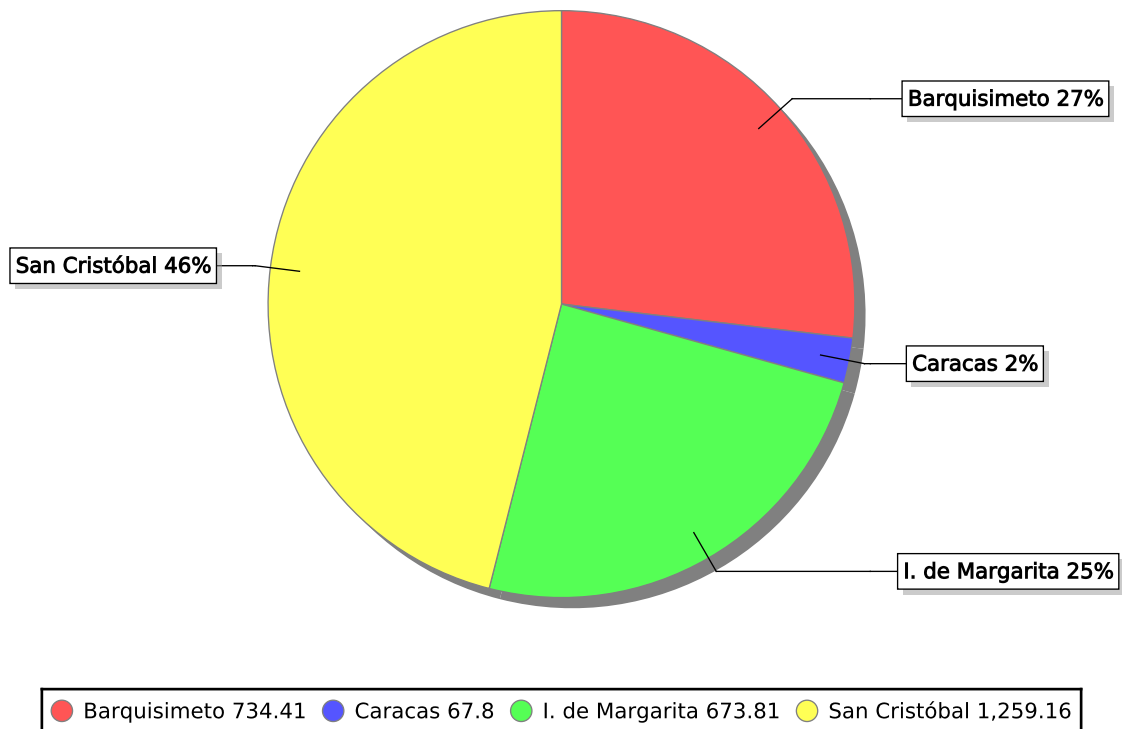
Count : 9 Total : 566.06

Count 9

26/28

Total : 566.06

Shipments to Venezuela



Order	Name, City	Date	Freight	
Barquisimeto				
Sat, May 5, 2018				
11071	LILA-Supermercado, Barquisimeto	Lara	05/05/2018	0.93
10283	LILA-Supermercado, Barquisimeto	Lara	16/08/2016	84.81
10296	LILA-Supermercado, Barquisimeto	Lara	03/09/2016	0.12
10330	LILA-Supermercado, Barquisimeto	Lara	16/10/2016	12.75
10357	LILA-Supermercado, Barquisimeto	Lara	19/11/2016	34.88
10381	LILA-Supermercado, Barquisimeto	Lara	12/12/2016	7.99
10780	LILA-Supermercado, Barquisimeto	Lara	16/12/2017	42.13
10461	LILA-Supermercado, Barquisimeto	Lara	28/02/2017	148.61
10997	LILA-Supermercado, Barquisimeto	Lara	03/04/2018	73.91
11065	LILA-Supermercado, Barquisimeto	Lara	01/05/2018	12.91
10899	LILA-Supermercado, Barquisimeto	Lara	20/02/2018	1.21
10823	LILA-Supermercado, Barquisimeto	Lara	09/01/2018	163.97
10499	LILA-Supermercado, Barquisimeto	Lara	08/04/2017	102.02
10543	LILA-Supermercado, Barquisimeto	Lara	21/05/2017	48.17
Count :	14	Total :	734.41	
Caracas				
Mon, Dec 18, 2017				
10268	GROSELLA-Restaurante, Caracas	DF	30/07/2016	66.29
10785	GROSELLA-Restaurante, Caracas	DF	18/12/2017	1.51
Count :	2	Total :	67.80	
I. de Margarita				
Sat, Apr 21, 2018				
10811	LINO-Delicatesses, I. de Margarita	Nueva	02/01/2018	31.22
10838	LINO-Delicatesses, I. de Margarita	Nueva	19/01/2018	59.28
10954	LINO-Delicatesses, I. de Margarita	Nueva	17/03/2018	27.91
10919	LINO-Delicatesses, I. de Margarita	Nueva	02/03/2018	19.80
11014	LINO-Delicatesses, I. de Margarita	Nueva	10/04/2018	23.60
Count :	21	Total :	964.02	

Count 21

27/28

Total : 964.02

Order	Name, City	Date	Freight	
11039	LINO-Delicatesses, I. de Margarita	Nueva	21/04/2018	65.00
10840	LINO-Delicatesses, I. de Margarita	Nueva	19/01/2018	2.71
10729	LINO-Delicatesses, I. de Margarita	Nueva	04/11/2017	141.06
10697	LINO-Delicatesses, I. de Margarita	Nueva	08/10/2017	45.52
10638	LINO-Delicatesses, I. de Margarita	Nueva	20/08/2017	158.44
10405	LINO-Delicatesses, I. de Margarita	Nueva	06/01/2017	34.82
10485	LINO-Delicatesses, I. de Margarita	Nueva	25/03/2017	64.45
Count :	12	Total :	673.81	

San Cristóbal

Sat, Apr 28, 2018

10641	HILARION-Abastos, San Cristóbal	Táchira	22/08/2017	179.61
11055	HILARION-Abastos, San Cristóbal	Táchira	28/04/2018	120.92
10395	HILARION-Abastos, San Cristóbal	Táchira	26/12/2016	184.41
10476	HILARION-Abastos, San Cristóbal	Táchira	17/03/2017	4.41
10976	HILARION-Abastos, San Cristóbal	Táchira	25/03/2018	37.97
10960	HILARION-Abastos, San Cristóbal	Táchira	19/03/2018	2.08
10957	HILARION-Abastos, San Cristóbal	Táchira	18/03/2018	105.36
10705	HILARION-Abastos, San Cristóbal	Táchira	15/10/2017	3.52
10486	HILARION-Abastos, San Cristóbal	Táchira	26/03/2017	30.53
10490	HILARION-Abastos, San Cristóbal	Táchira	31/03/2017	210.19
10863	HILARION-Abastos, San Cristóbal	Táchira	02/02/2018	30.26
10498	HILARION-Abastos, San Cristóbal	Táchira	07/04/2017	29.75
10552	HILARION-Abastos, San Cristóbal	Táchira	29/05/2017	83.22
10601	HILARION-Abastos, San Cristóbal	Táchira	16/07/2017	58.30
10613	HILARION-Abastos, San Cristóbal	Táchira	29/07/2017	8.11
10796	HILARION-Abastos, San Cristóbal	Táchira	25/12/2017	26.52
10901	HILARION-Abastos, San Cristóbal	Táchira	23/02/2018	62.09
10257	HILARION-Abastos, San Cristóbal	Táchira	16/07/2016	81.91
Count :	18	Total :	1259.16	

Count : 25

Total : 1771.16

Count 25

28/28

Total : 1771.16